



Fractionated Resurfacing With CO2 Laser



Kimberly Cockerham, MD, FACS
Central Valley Eye Medical Group



Laser resurfacing targets:

- Fine lines and wrinkles
- Brown spots
- Loss of tone and texture
- Scars





Does it hurt?



- Topical anesthetic cream
- Nerve Blocks
- Local infiltration

The Procedure



What To Expect Post Laser



Post-Operative Regimen

- Antibiotic ointment for first 48 hours
- Dilute vinegar soaks
- Start sunblock lotion and micronized zinc powder q 2 hours
- Avoid sun
- Benedryl for itching



Post-Procedure Appearance



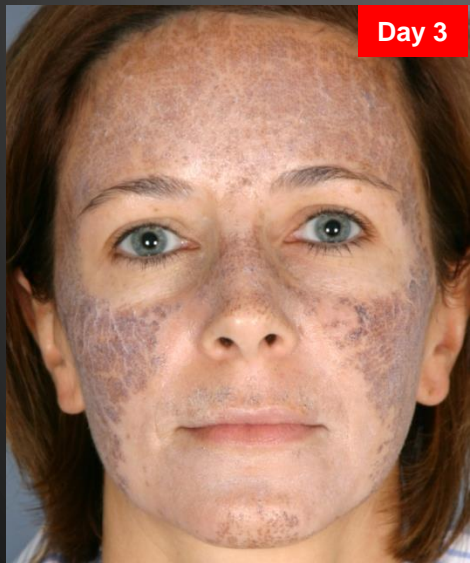


Courtesy J. Kevin Duplechain, MD, FACS

Special Considerations for Eyelids



ActiveX healing



Before ActiveFX™



Immediately After



8 Hours After




1 Day Later



3 Days Later



5 Days Later



Fractional Resurfacing - Clinical Results



1 Week Post ActiveFX





Clinical Results



Clinical Results: ActiveFX





Neck Requires Multiple Treatments (This is 3 months after series of 3 RX)



Surgery Plus Laser Resurfacing





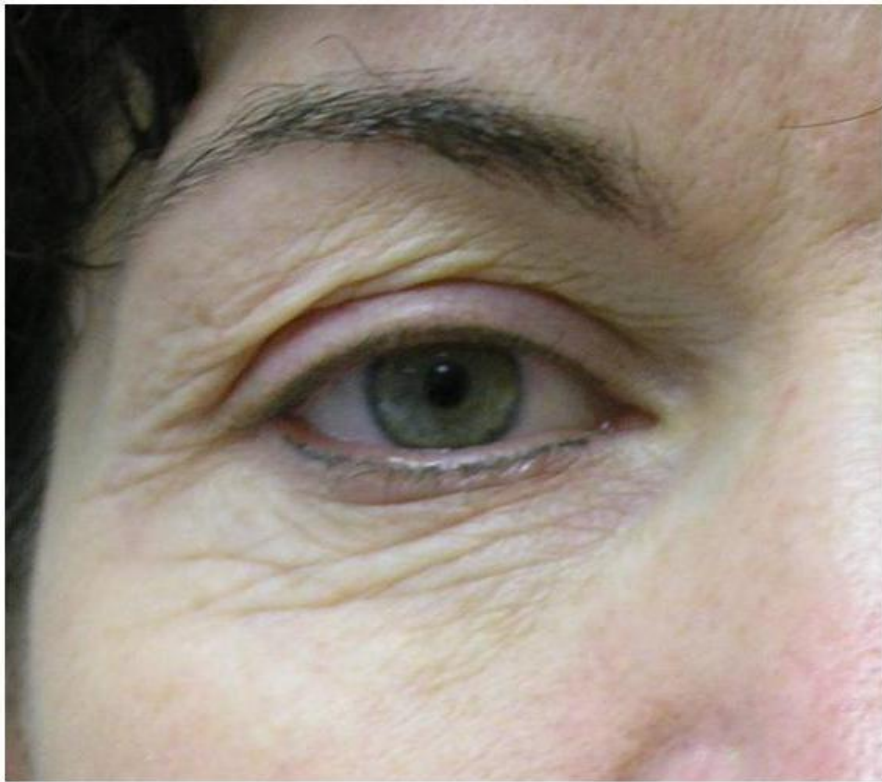




Fractional Resurfacing - Clinical Results



Before Procedure



1 week Post-Procedure



Photos courtesy of Glenn DeBias, D.O.





Surgery and Resurfacing Combined



Scar Revision



A Combination of Topical Products at Home, Sunblock, Eyelid lift and Laser Resurfacing

